



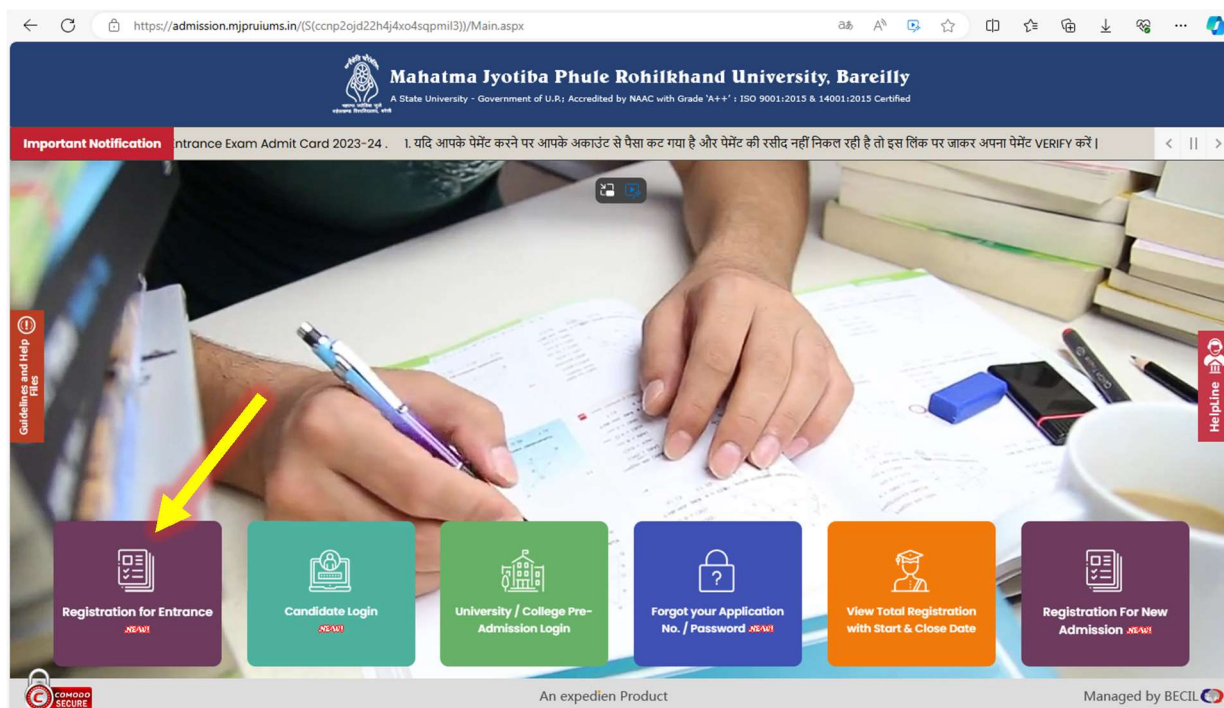
Mahatma Jyotiba Phule Rohilkhand University, Bareilly

A State University-Government of U.P: Accredited by NAAC with Grade 'A++': ISO 9001:2015 & 14001:2015 Certified

Registration for Entrance Examination

Step:1

1.1-Open "<https://admission.mjpruiums.in/>" in your web browser.



1.2- Click on the 1st option of "Registration for Entrance"

Step-2

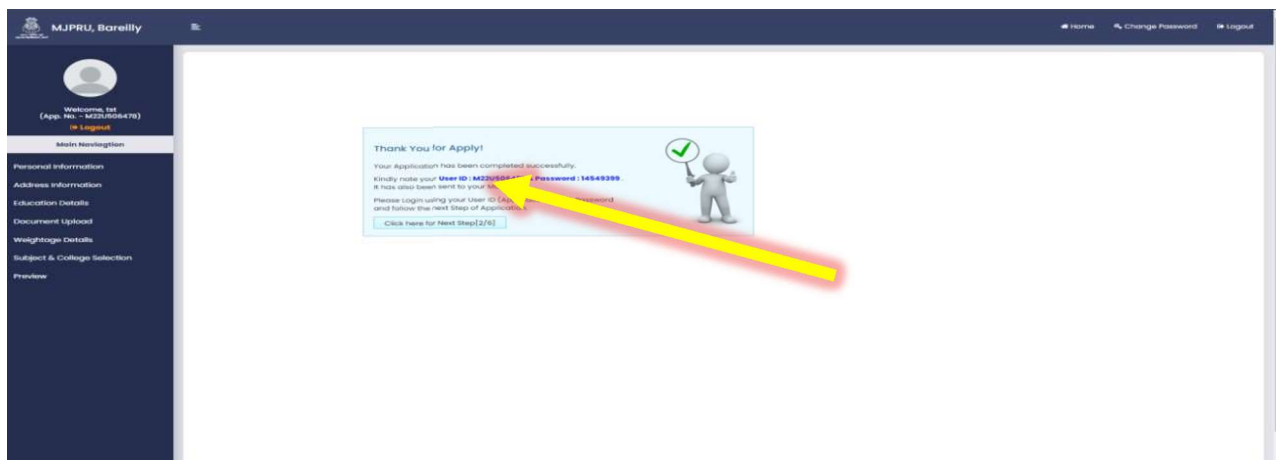
2.1-Fill all the necessary fields with accurate details.



Mahatma Jyotiba Phule Rohilkhand University, Bareilly

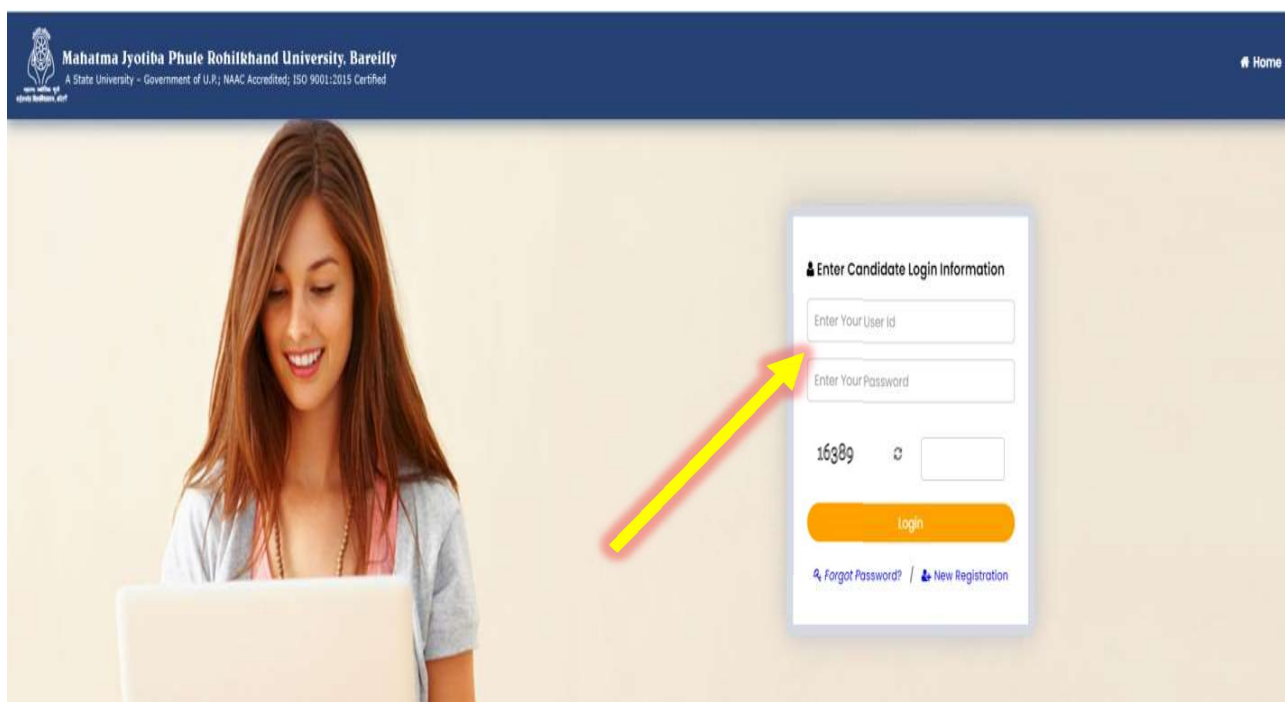
A State University-Government of U.P: Accredited by NAAC with Grade 'A++':ISO 9001:2015 & 14001:2015 Certified

- 2.2- Fields marked with ‘*’ are compulsory.
- 2.3- Once all the information is entered, cross-check the information to avoid any mistake and press the **“Submit”** button.
- 2.4- Then you will get a **“login ID and password”**, please note them so you can login your form later.



NOTE:

In case due to some reason you may leave the form in between or want to login your admission form, you can choose the option of **“candidate login”** and can login your form by this **“user Id and password”** which is auto generated. For reference you can see the below mentioned image





Mahatma Jyotiba Phule Rohilkhand University, Bareilly

A State University-Government of U.P: Accredited by NAAC with Grade 'A++':ISO 9001:2015 & 14001:2015 Certified

Step-3

3.1- Enter your bank and address details.

3.2- Again cross-check your all details to avoid any error and press the “Save” button.

3.3- Press the “Next” button to move on to the next step.

Step-4

4.1- Fill your 10th, 12th & Graduation information accurately.



Mahatma Jyotiba Phule Rohilkhand University, Bareilly

A State University-Government of U.P: Accredited by NAAC with Grade 'A++':ISO 9001:2015 & 14001:2015 Certified

4.2- Make sure you fill all the details correctly **as any error here can create problem** during the Registration Process.

4.3- After filling all the details press the **“Save”** button, then move on to the **“Next”** step.

Step-5

5.1- Upload a passport size photo and an image of your sign. By clicking on the **“choose file”** button.

Step [3/6] : Personal Information (व्यक्तिगत विवरण) # एक बार फोटो upload करने के पश्चात आप उसे हटा नहीं सकते हैं, लेकिन उसे बदल सकते हैं।

Application may be rejected in case of blurred document uploaded

* To Resize your Image / photo please click here

Photo Upload (तस्वीर अपलोड) [Choose File] No file chosen

Signature Upload (हस्ताक्षर अपलोड) [Choose File] No file chosen

SAVE

PREVIOUS NEXT

5.2- Once you are done uploading the images, click on the **“Save”** button, then press **“Next”**.

Step-6

6.1- Select any option from the given list, only if you qualify those weightage criteria.

Step [4/6] : Weightage Details (Optional) वैकल्पिक विवरण (वैकल्पिक)

1. यदि Candidate ने List में दी गई Activities में किसी में भी 200 Activity के समकित रूप में भाग लिया है तो उसे 200 Activity के समकित रूप में भाग लेने के लिए 10% का वजन मिलेगा।

2. 200 Weightage का समकित रूप में भाग लेने के लिए 10% का वजन मिलेगा।

अन्य : यदि कोई भी कोई Weightage (वैकल्पिक) को चिन्हित नहीं करता है तो उसे 0% का वजन मिलेगा।

S.No.	Weightage Group	Weightage Description	YES
1.	अन्य	अन्य	<input type="checkbox"/>
2.	विद्यार्थी	विद्यार्थी	<input type="checkbox"/>
3.	विद्यार्थी	विद्यार्थी	<input type="checkbox"/>
4.	विद्यार्थी	विद्यार्थी	<input type="checkbox"/>
5.	विद्यार्थी	विद्यार्थी	<input type="checkbox"/>
6.	विद्यार्थी	विद्यार्थी	<input type="checkbox"/>
7.	विद्यार्थी	विद्यार्थी	<input type="checkbox"/>
8.	विद्यार्थी	विद्यार्थी	<input type="checkbox"/>
9.	विद्यार्थी	विद्यार्थी	<input type="checkbox"/>

PREVIOUS NEXT

6.2- Click on the **“Save”** button, then press **“Next”**.



Mahatma Jyotiba Phule Rohilkhand University, Bareilly

A State University-Government of U.P: Accredited by NAAC with Grade 'A++':ISO 9001:2015 & 14001:2015 Certified

Step-7

7.1- Select the “course and subject” from the dropdown menu.

7.2- Select the “District Preference”.

7.3- Select the “State”.

7.4- College preferences will be automatically selected.

7.5- As soon as you save the information “Net Payable Amount” will be shown in the bottom of the page.

The screenshot shows the MJPRU Bareilly portal interface. On the left is a dark blue sidebar with a user profile and navigation menu. The main content area is white with a dark blue header. The form is titled "Step [6/6] : Subject Colleges Selection (विषय और कॉलेजों चयन) (X यदि आपको Course या Subject नहीं दिखाई दे रहा है तो आप इसके लिए योग्य नहीं है या उस Course के लिए रजिस्ट्रेशन बन्द हो गये हैं। आप Education Detail में अपनी Previous Education Check करें।)".

Form fields include:

- Course (कौर्स): LLB (3 years)
- Subject (विषय): Law
- JEE(Main)/CUET/OPAT-2024 Roll No./Registration No.:
- JEE(Main)/CUET/OPAT Rank obtained (General Rank):
- JEE(Main)/CUET/OPAT Rank 2024(Category):
- District Preference (ज़िला प्राथमता): BAREILLY
- State (राज्य): Uttar Pradesh

A note states: "Final Allotment of entrance exam center will be done by the University depending upon the availability."

Below the form is a table titled "List of Colleges (कॉलेजों की सूची)":

S.No.	College Name	Preferences
1	100 - MJPRU ENTRANCE (ONLY GOVT. AIDED COLLEGES) ()	1

At the bottom of the form are "SAVE" and "RESET" buttons. Below the table is a link: "List of Subject Applied (विषय आवेदन की सूची)".

7.6- Click on the “Next” button to get to the next step.



Mahatma Jyotiba Phule Rohilkhand University, Bareilly

A State University-Government of U.P: Accredited by NAAC with Grade 'A++':ISO 9001:2015 & 14001:2015 Certified

Step-8

8.1- Here you will get a form to **preview** all the information you have filled up to this step.

Step [1/6] : Personal information (व्यक्तिगत विवरण)

Application For (के लिए आवेदन) : Under Graduate (UG) (2022-2023)

Candidate's Name (आप का नाम भरें)	TST	Candidate's Name in Hindi (आप का नाम हिंदी में)	sdd
Mother's Name (आपकी माता का नाम भरें)	Mrs. SDC	Mother's Name in Hindi (आपकी माता का नाम हिंदी में)	sdd
Father's Name (आपके पिता का नाम भरें)	Mr. SDCS	Father's Name in Hindi (आपके पिता का नाम हिंदी में)	sdd
Name of Nominee (आपके नाम के नाम भरें)	GUARDIAN	Guardian Name with relation (आपके नाम के नाम & रिश्ता भरें)	
Gender (लिंग)	Male	Religion (धर्म)	Christian
Caste Category (जाति श्रेणी)	GEN	Caste Name (जाति का नाम)	
Sub Category (उप श्रेणी)		Quota (कोटा)	
Date of Birth (जन्म तिथि) (As on 10th certificate)	12/07/2000	Nationality (राष्ट्रियता)	Indian
Domicile (State) (घर का जिला (राज्य))	UTTAR PRADESH	Blood Group (रक्त समूह)	-- Select Blood Group --
Medium (भाषा)	English	Your Mother / Father Mobile Number (आपकी माता-पिता का मोबाइल नंबर)	1236547879
Your Own Mobile Number (आपका स्वयं का मोबाइल नंबर दर्ज करें)	1234567890	Identification No. (पहचान संख्या)	741258963359
Identification Type (पहचान प्रकार)	Aadhaar Card	Marital Status (विवाहिक स्थिति)	-- Select --
Rural / Urban (ग्रामीण / शहरी)	-- Select --	Email id (ईमेल आईडी)	babbar@gmail.com
Income Group (आय वर्ग)	-- Select Income Group --	10th Marksheet Sr.No. (दहावीं अंश पर संख्या)	123456789039
12th Roll No. (दहावीं का रोल नंबर)	123456	10th Passing Year (दहावीं उत्तीर्ण वर्ष)	2016

8.2- Review all the information carefully and **if you find any error** please correct that **by going on the previous steps**.

8.2- If you find all the information entered are correct then move to the **"Next"** step.

Step-9

9.1- Click on **"Continue Payment"**.

ONLINE PAYMENT (भुगतान की पुष्टि करें)

Registration Fee (Rs.): : 150

Pay Mode : ON LINE

Payment Gateway : PAYU

CONTINUE FOR PAYMENT



महत्मा ज्योतिबा फुले
रोहिलखण्ड विश्वविद्यालय, बरेली

Mahatma Jyotiba Phule Rohilkhand University, Bareilly

A State University-Government of U.P: Accredited by NAAC with Grade 'A++':ISO 9001:2015 & 14001:2015 Certified

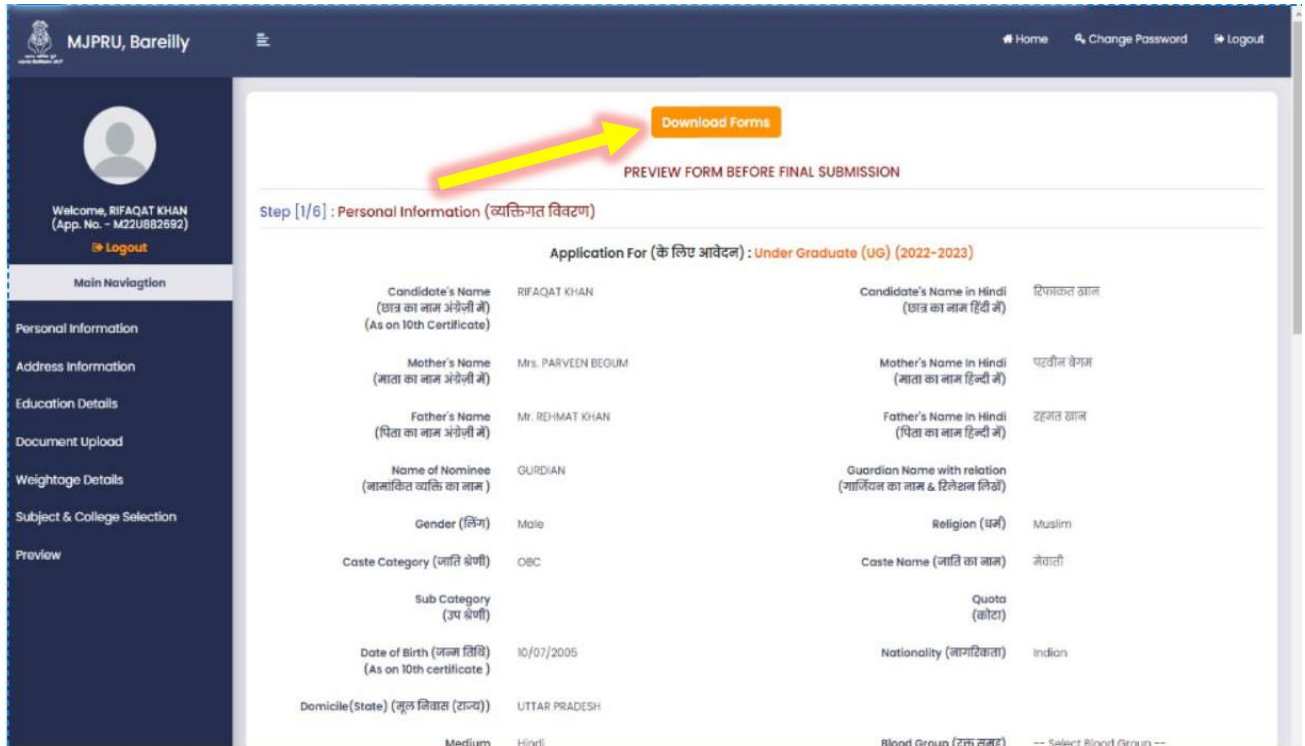
9.2- Payment gateway will open and choose the mode of payment you want to use.

9.3- Then make the final payment.

9.4- When you log in again after completing the payment there will be an option to "Download forms" on the top of the window.

Application For (के लिए आवेदन): Under Graduate (UG) (2022-2023)			
Candidate's Name (छात्र का नाम अंग्रेजी में) (As on 10th Certificate)	RIFAQAT KHAN	Candidate's Name in Hindi (छात्र का नाम हिंदी में)	रिफाकत खान
Mother's Name (माता का नाम अंग्रेजी में)	Mrs. PARVEEN BEGUM	Mother's Name in Hindi (माता का नाम हिंदी में)	परवीन बेगम
Father's Name (पिता का नाम अंग्रेजी में)	Mr. REHMAT KHAN	Father's Name in Hindi (पिता का नाम हिंदी में)	रहमत खान
Name of Nominee (नामांकित व्यक्ति का नाम)	GURDIAN	Guardian Name with relation (गर्जियन का नाम & रिश्ता)	
Gender (लिंग)	Male	Religion (धर्म)	Muslim
Caste Category (जाति श्रेणी)	OBC	Caste Name (जाति का नाम)	मेवाती
Sub Category (उप श्रेणी)		Quota (कोटा)	
Date of Birth (जन्म तिथि) (As on 10th certificate)	10/07/2005	Nationality (नागरिकता)	Indian
Domicile (State) (मूल निवास (राज्य))	UTTAR PRADESH		
Medium	Hindi	Blood Group (रक्त समूह)	-- Select Blood Group --

9.5- Click on the “Download Forms” then the following window will open.



MJPRU, Bareilly

Welcome, RIFAQAT KHAN
(App. No. - M22U882692)

[Logout](#)

Main Navigation

- Personal Information
- Address Information
- Education Details
- Document Upload
- Weightage Details
- Subject & College Selection
- Preview

Download Forms

PREVIEW FORM BEFORE FINAL SUBMISSION

Step [1/6] : Personal Information (व्यक्तिगत विवरण)

Application For (के लिए आवेदन) : Under Graduate (UG) (2022-2023)

Candidate's Name (छात्र का नाम अंग्रेजी में) (As on 10th Certificate)	RIFAQAT KHAN	Candidate's Name in Hindi (छात्र का नाम हिंदी में)	रिफाकत खान
Mother's Name (माता का नाम अंग्रेजी में)	Mrs. PARVEEN BEGUM	Mother's Name in Hindi (माता का नाम हिंदी में)	पदवीन बेगम
Father's Name (पिता का नाम अंग्रेजी में)	Mr. REHMAT KHAN	Father's Name in Hindi (पिता का नाम हिंदी में)	रहमत खान
Name of Nominee (जामाफित व्यक्ति का नाम)	GURDIAN	Guardian Name with relation (गार्डियन का नाम & रिश्ता)	
Gender (लिंग)	Male	Religion (धर्म)	Muslim
Caste Category (जाति श्रेणी)	OBC	Caste Name (जाति का नाम)	जेवादी
Sub Category (उप श्रेणी)		Quota (कोटा)	
Date of Birth (जन्म तिथि) (As on 10th certificate)	10/07/2005	Nationality (नागरिकता)	Indian
Domicile(State) (मूल निवास (राज्य))	UTTAR PRADESH		
Medium	Hindi	Blood Group (रक्त समूह)	-- Select Blood Group --

9.6- Students can download the “E- payment slip and Application Form” from this page.

---THANK YOU---